



# Weeklikse Verslag

17 Apr 2024

Francois Fourie



# Agenda

Die VSA se nuwe somer gewas aanplantings het begin. Ons kyk wat verwag word in terme van reënval vir die seisoen.

- VSA Reënval verwagting
- RSA Grondvog
- Grafieke
- Weeklikse Opsomming
- SAGIS Uitvoer Vordering



# VSA Reënvál verwagting



# IRI reënval verwagting vir VSA

Mei-Junie-Julie links,

Junie-Julie-Augustus

middel en Julie-Augustus-

September regs.

Hier is die mees onlangse  
verwagtinge en is pas  
opgedateer.

Mei-Junie is plant tyd

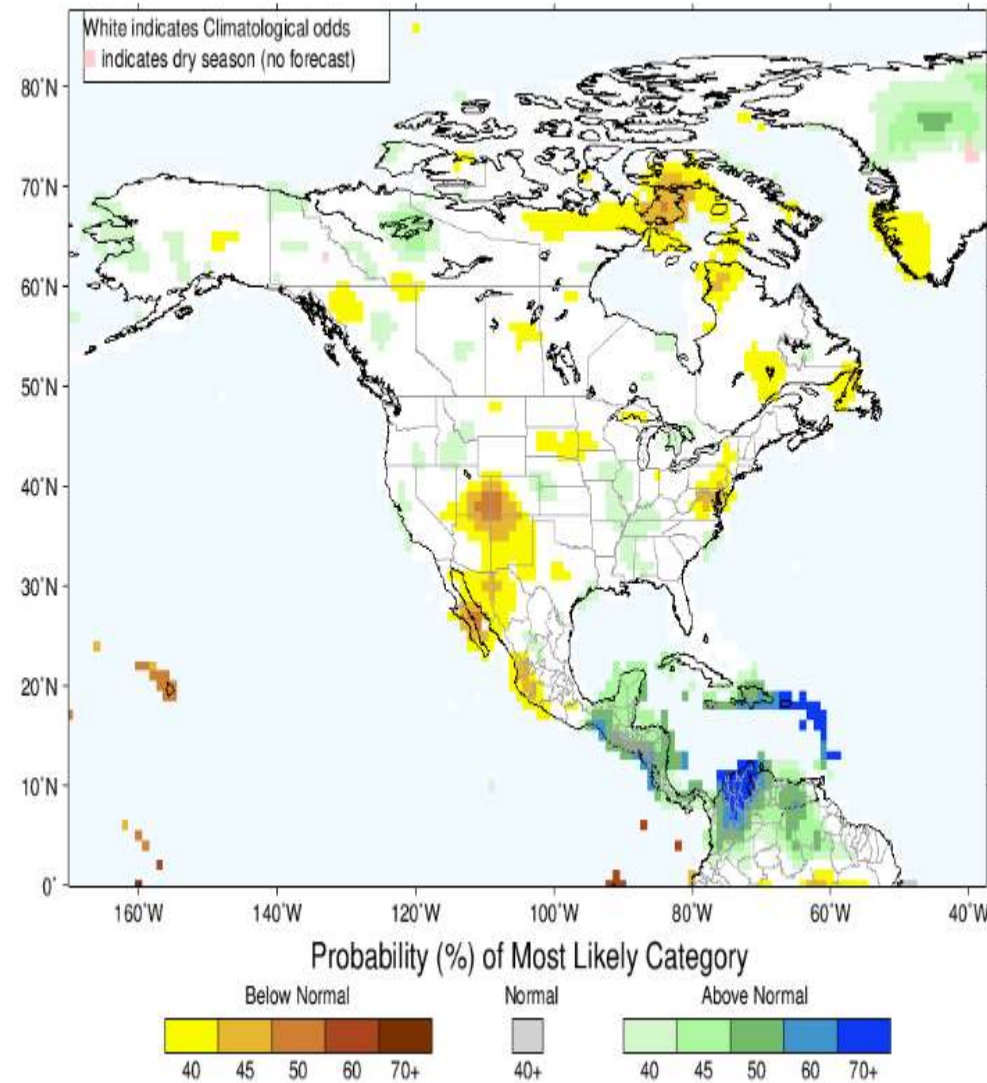
Julie-Augustus is

bestuwing tyd.

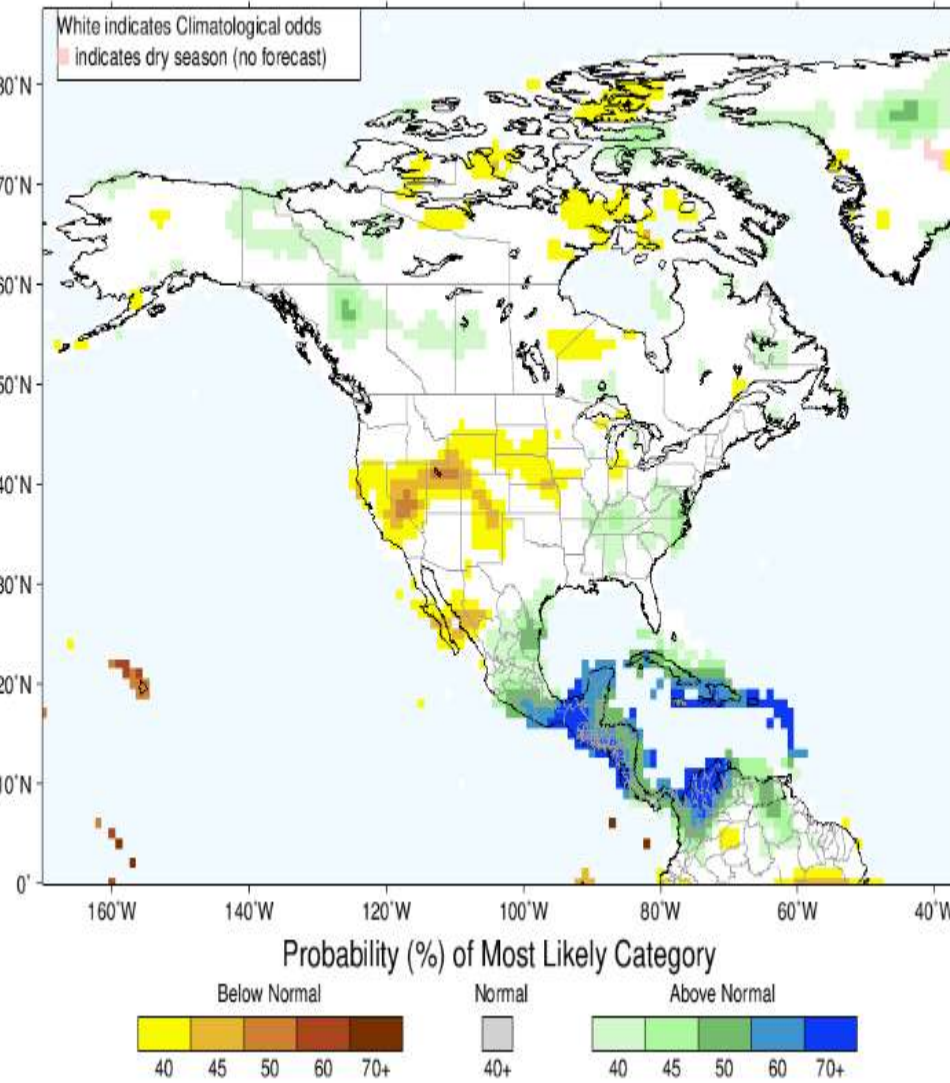
Daar word kolle van onder-  
normale reënval verwag in

kritiese tye.

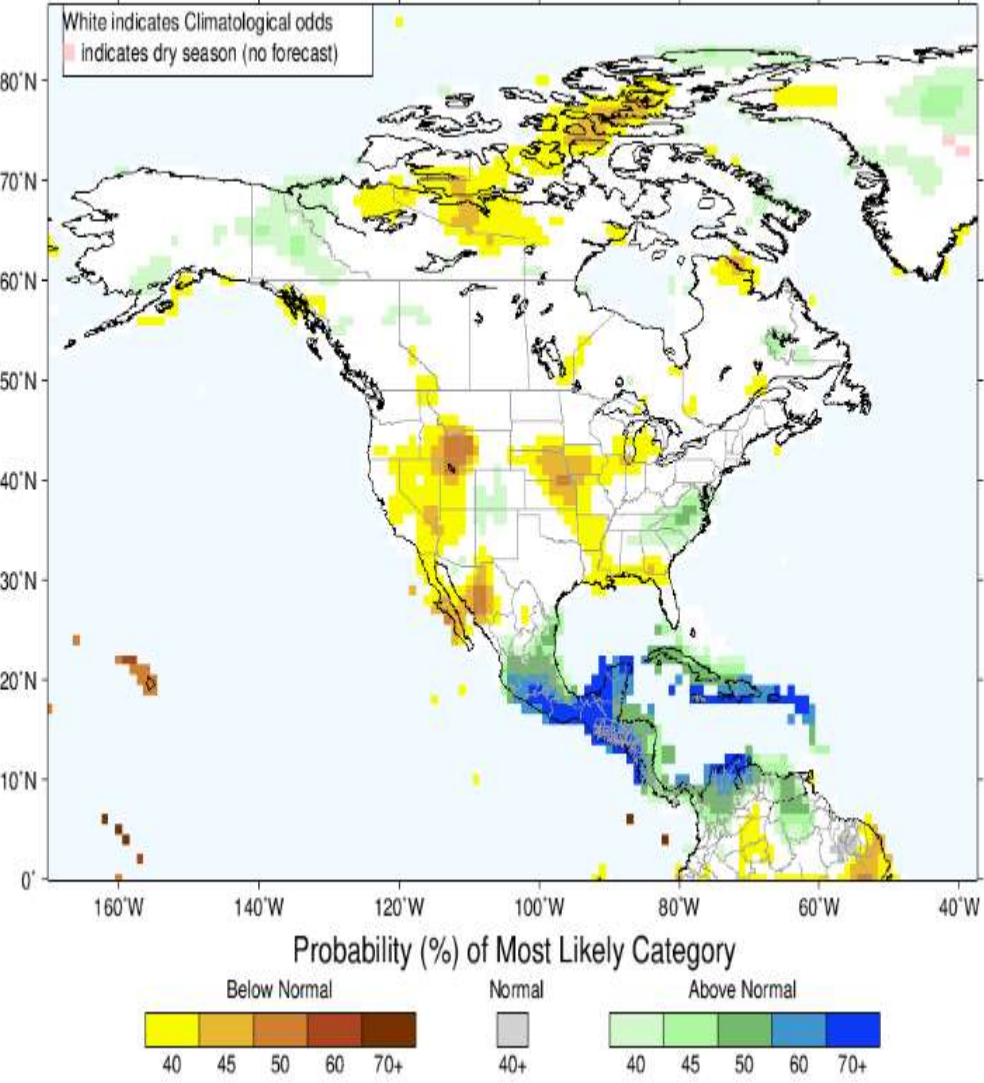
IRI Multi-Model Probability Forecast for Precipitation for  
May-June-July 2024, Issued April 2024



IRI Multi-Model Probability Forecast for Precipitation for  
June-July-August 2024, Issued April 2024



IRI Multi-Model Probability Forecast for Precipitation for  
July-August-September 2024, Issued April 2024





Die VSA mielie en  
sojaboon aanplantings het  
afgeskop in die suidelike  
state soos Texas, Arkansas  
en Louisiana.

### Corn Planted - Selected States

[These 18 States planted 92% of the 2023 corn acreage]

State	Week ending			2019-2023 Average
	April 14, 2023	April 7, 2024	April 14, 2024	
	(percent)	(percent)	(percent)	(percent)
Colorado .....	1	-	-	1
Illinois .....	7	2	3	4
Indiana .....	2	-	1	2
Iowa .....	5	-	4	2
Kansas .....	14	4	13	10
Kentucky .....	11	5	9	11
Michigan .....	-	-	-	-
Minnesota .....	-	-	3	-
Missouri .....	23	7	26	10
Nebraska .....	1	-	2	1
North Carolina .....	23	8	27	26
North Dakota .....	-	-	-	-
Ohio .....	-	-	-	1
Pennsylvania .....	-	-	-	-
South Dakota .....	-	-	1	-
Tennessee .....	18	7	13	14
Texas .....	64	59	63	61
Wisconsin .....	1	-	1	-
18 States .....	7	3	6	5


- Represents zero.

### Soybeans Planted - Selected States

[These 18 States planted 96% of the 2023 soybean acreage]

State	Week ending			2019-2023 Average
	April 14, 2023	April 7, 2024	April 14, 2024	
	(percent)	(percent)	(percent)	(percent)
Arkansas .....	15	10	26	8
Illinois .....	3	2	4	1
Indiana .....	1	(NA)	-	1
Iowa .....	2	(NA)	2	1
Kansas .....	1	(NA)	1	-
Kentucky .....	6	5	8	3
Louisiana .....	27	13	20	17
Michigan .....	1	(NA)	-	-
Minnesota .....	-	(NA)	1	-
Mississippi .....	18	7	16	12
Missouri .....	4	3	8	1
Nebraska .....	-	(NA)	-	-
North Carolina .....	-	(NA)	-	-
North Dakota .....	-	(NA)	-	-
Ohio .....	-	(NA)	-	1
South Dakota .....	-	(NA)	-	-
Tennessee .....	5	4	8	1
Wisconsin .....	-	(NA)	-	-
18 States .....	3	(NA)	3	1

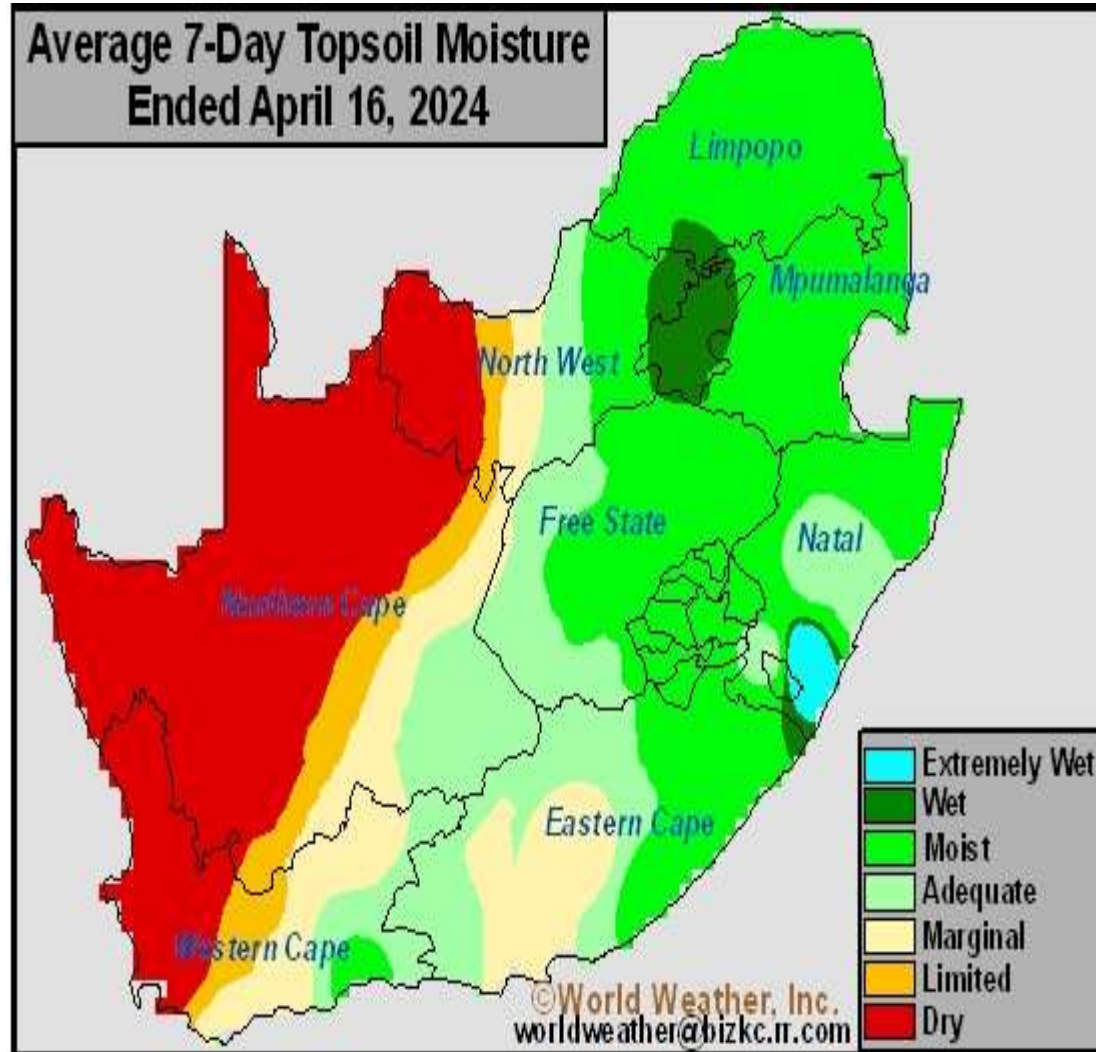
- Represents zero.  
(NA) Not available.



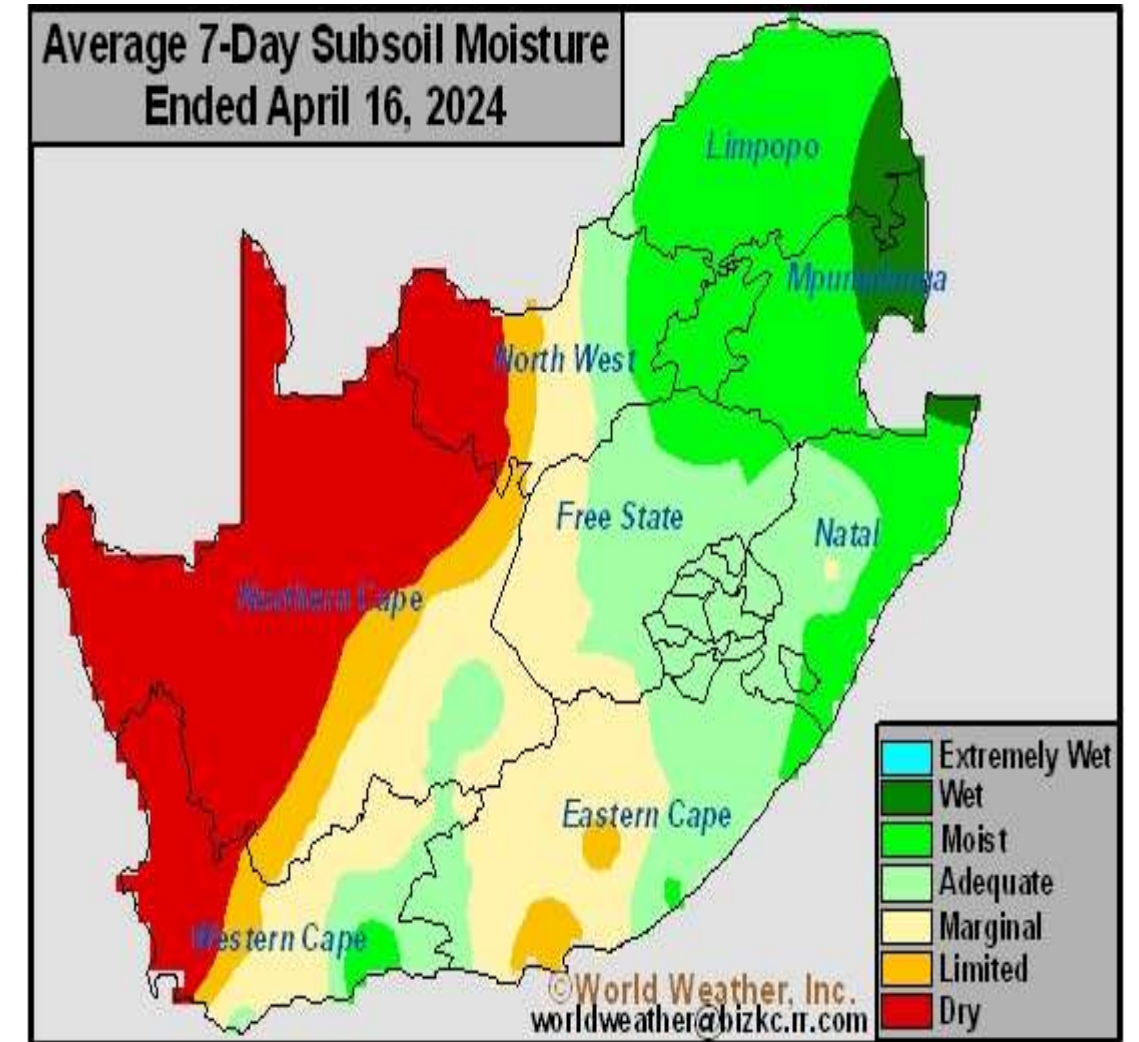
# RSA Grondvog

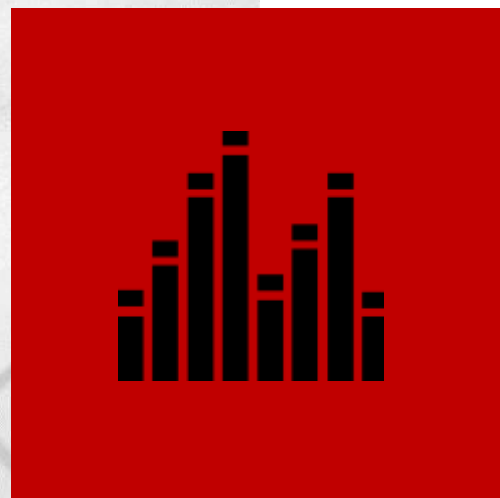


# RSA Grondvog



BVG Weerstasies	14 Dag Totaal (2024-04-03 : 2024-04-17)	Seisoen totaal 2022/23 (2023-07-01 : 2024-04-17) A	Vorige Seisoen tot datum 2021/22 (2022-07-01 : 2023-04-17) B	Nuwe seisoen as % van vorige seisoen A ÷ B
<b>VRYSTAAT</b>				
Bothaville	32	259	433	60%
Fouriesburg	83	648	1192	54%
Hoopstad	115	577	605	95%
Koppies-Sasol	35	675	820	82%
Vrede	43	775	788	98%
Vredefort	47	466	846	55%
Bultfontein-Weltevrede	66	710	648	110%
<b>MPUMALANGA</b>				
Amersfoort	92	657	972	68%
Davel	59	552	688	80%
Middelburg-Pan	120	554	920	60%
Morgenzon	59	618	927	67%
Witbank	99	636	651	98%
Delmas	57	304	306	99%
<b>NOORD-WES</b>				
Stella	149	511	771	66%
Schweizer-Reneke	118	549	735	75%
Leeudoringstad	93	594	779	76%
Coligny	31	462	513	90%





# Grafieke

17 Apr 2024





# CBOT Jul'24 Corn

Die CBOT Jul'24 Corn kontrak  
is in 'n stelselmatige afwaartse  
tendens.

Die tegniese aanwysers se  
momentum is negatief.





# Safex Jul'24 Wmaz

Die Safex Jul'24 WMAZ kontrak se momentum, is sterk positief die week en 'n nuwe kontrak hoog word gemaak. Die tegniese aanwyser is oorgekoop.





# CBOT Mei'24 Bean

Die CBOT Mei'24 BEAN  
kontrak verloor momentum  
en verhandel laer en amper  
op die punt om die vorige  
laagte punt te toets.  
Die tegniese momentum is  
negatief.





# Safex Mei'24 Soya

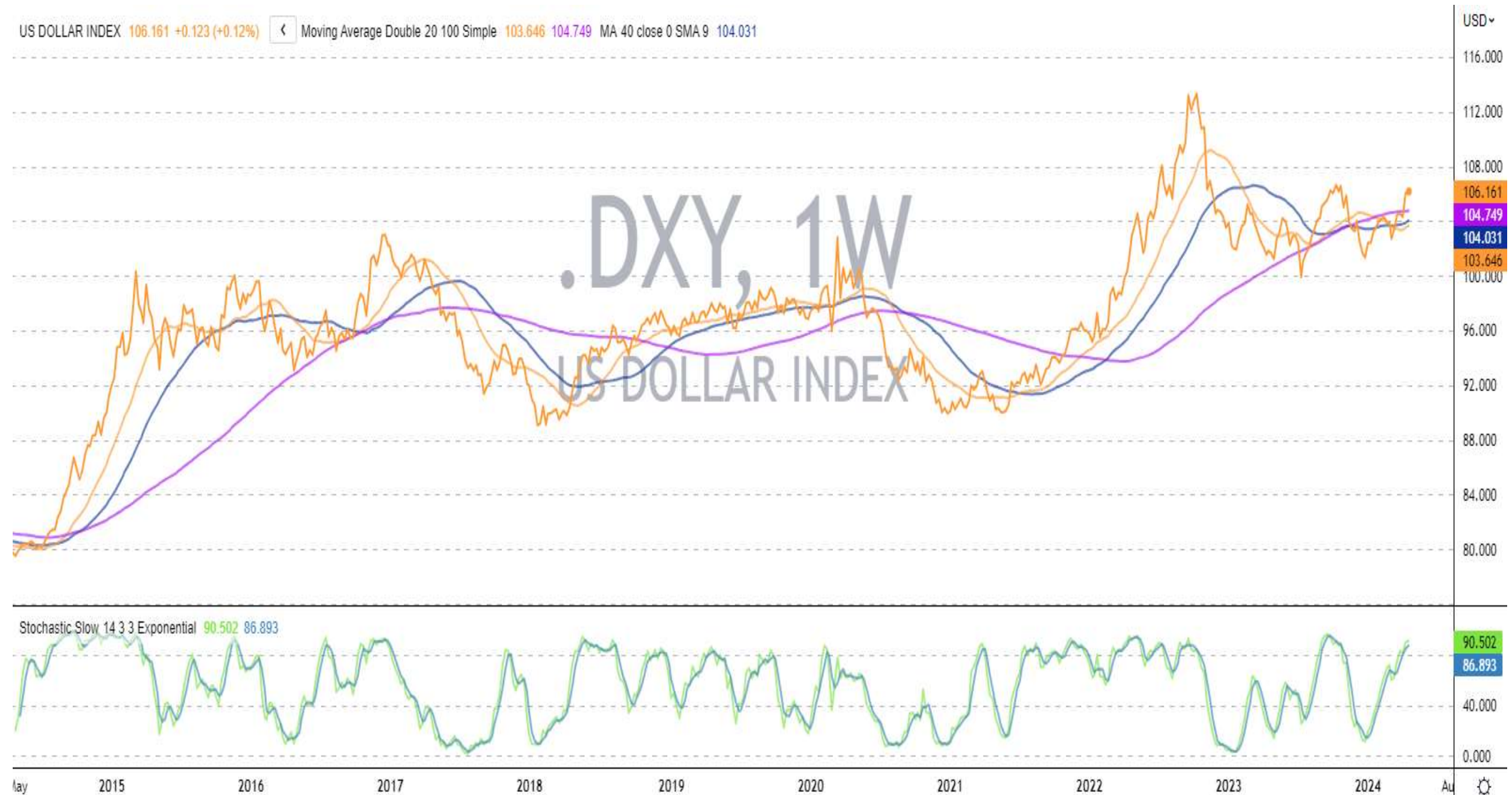
Die Safex Mei'24 SOYA kontrak is onder druk hierdie week van sluit vandag net bo die 100-dag GG lyn, Tegnies is die aanwysers se momentum negatief.





# Dollar indeks

Die VSA Dollar indeks verhandel sterker die afgelope week. Die beleggers klim uit die spekulatiewe geldeenhede uit en plaas hul geld in die Dollar. Hierdie vraag na Dollars weens die onsekerheid dryf die versterking.






# Rand/Dollar wisselkoers

Die Rand/Dollar wisselkoers verswak op die rug van die sterker Dollar en is tipies een van die spekulatiewe geldeenhede wat geruil word vir Dollars in tye van onsekerheid.







# Opsomming



- Die VSA se somergewas aanplantings het begin met die suidelike state wat die plant seisoen afskop.
- Die nuutste IRI reënval verwagtinge verswak vir die VSA met die opdatering.
- Daar is kolle in die meilibelt wat onder-normale reënval kan verwag is kritiese tye soos bestuiwing tyd.
- Ek verwag 'n goeie produksie seisoen in die VSA ten spyte van bogenoemde verwagting.
- Die Safex mielie pryse is hoog en oorgekoop.
- Die Dollar is sterk wat die Rand swakker druk.







# SAGIS UITVOER VORDERING

COMDI AGRICULTURAL MARKETS



SAGIS

# UITVOERE PER WEEK

UITVOERE	GEEL MIELIES	WIT MIELIES
WEEK	10 582	27 932
TOTAAL	2 125 402	1 154 989

VOLG ONS OP SOSIALE MEDIA



COMDI-AGRI



COMDI-AGRI



COMDI-AGRI



COMDI-AGRI

COMDI.CO.ZA

DANKIE



(012) 111 0557 of by [info@4ietrading.co.za](mailto:info@4ietrading.co.za)

Geskryf deur **Francois Fourie** van 4IE Trading, in samewerking met COMDI Agricultural Markets (Pty) Ltd

COMDI.CO.ZA